

Research Journal of Pharmaceutical, Biological and Chemical Sciences

Content Based Image Retrieval Using Multi-view Alignment Hashing.

Ogeti Naveen, Shaik Zahir Hussain, and B Rajasekar*

Department of Electronics and Communication Engineering, Sathyabama University, Chennai-600119, India

ABSTRACT

The main concentration of the present work is to use a content based image retrieval using Multiview alignment hashing, where hashing functions can be learn through SIFT. Hashing is one of the prominent methods in the field of multimedia and computer vision. Apart from this, this technique has been used for searching image and retrieval image upon global feature representation. In the present work an innovative method has been used for searching and retrieving information in the form of image. Moreover, one can retrieve the image quickly and more efficiently with relevant features in less time from a huge data. Hashing method have been performed with 8 features which is divided into 4 grids have four various parts and analyse all the feature of all the part more efficiently without skipping in this process of SIFT. Hence, from this process we can overcome the time lagging and skipping of the relevant images. The results manifest that our SIFT significantly outperforms the image retrieval techniques.

Keywords: SIFT, Hashing, CBIR, TBIR

**Corresponding author*

INTRODUCTION

Digital images are one of the prominent media formats and give a huge amount of data for human communication. Image retrieval has become an interesting area in the field of pattern recognition and artificial intelligence [1]. In few decades, in order to produce efficient and effective image retrieval techniques for large image collections [2], many researches dedicate themselves to this topic. Text based image retrieval (TBIR) is a conventional searching method which deals with image annotations and keywords in databases [3]. This method is very difficult and sensitive to the image annotation and keywords for users, especially to understanding the query images. To overcome these issues, content-based image retrieval (CBIR) has been used for subjective and effective annotated images [4]. CBIR method is mainly depends on the low-level features for image retrieval and representation [5]. Moreover, these features may extract from respective images to form vectors feature through various descriptors. There are several interesting CBIR techniques in the literature [6-9].

Owing to the development of multimedia devices and popularity of internet technology, video information are rapidly grow and publicly available now. Users they shoot a numerous videos and upload these data to the internet. Owing to the more videos on the internet, content-based video retrieval (CBVR) has been widely investigated [10-12]. In spite of this, some users can download these uploaded videos and alter them easily and again upload these edited videos on internet. A large number of video copies have gushed out which created content protection, privacy problem and so on. Content-Based Video Copy Detection (CBVCD) [13, 14] has been proposed to identify whether a request sequence is a copied version of a reference sequence. Instead of being near replicated or an identical video sequence, a copy might be a transformed video sequence. At present, Content-Based Video Copy Retrieval (CBVCR) has been utilized for solve the problem where mentioned above. This method can be divided into three categories: motion features such as object motion, camera motion, person action [15, 16], visual features [17, 18] and spatiotemporal features, which are play a vital role in research of CBVCR.

Scale Invariant Feature Transform (SIFT) is a well-known image registration technique based on feature. SIFT method is first proposed by Lowe in conference paper to detect invariant key point and also provides some information about the application of object recognition [19, 20]. SIFT is widely utilized in image retrieval and matching [21, 22], image classification [23] and Large-Scale Image Search [24]. These investigation show the SIFT descriptor perform well rather than the other existing ordinary descriptor. However, this method cannot improve sufficient robustness and distinctiveness in image match particularly in the case of real-time implementation and transformation. Therefore, some authors enhanced SIFT descriptor [25], privacy-preserving SIFT [26], Edge-SIFT [27], layer parallel SIFT [28], n-SIFT [29], flip-invariant SIFT [30], improved SIFT [31]. In inspiration behind the present work is to enhance the CBIR with the help of Mutiview alignment hashing and investigate this method through SIFT.

SOFTWARE SPECIFICATION

MATLAB (matrix laboratory) is a numerical computing environment and fourth-generation programming language. Developed by Math Works, MATLAB allows matrix manipulations, plotting of functions and data, implementation of algorithms, creation of user interfaces, and interfacing with programs written in other languages, including C, C++, Java, and Fortran.

Although MATLAB is intended primarily for numerical computing, an optional toolbox uses the MuPADsymbolic engine, allowing access to symbolic computing capabilities. An additional package, Simulink, adds graphical multi-domain simulation and Model-Based Designfordynamicandembedded systems.

In 2004, MATLAB had around one million users across industry and academia. MATLAB users come from various backgrounds ofengineering,science, and economics. MATLAB is widely used in academic and research institutions as well as industrial enterprises.

MATLAB was first adopted by researchers and practitioners in control engineering, Little's specialty, but quickly spread to many other domains. It is now also used in education, in particular the teaching of linear algebra and numerical analysis, and is popular amongst scientists involved in image processing. The MATLAB

application is built around the MATLAB language. The simplest way to execute MATLAB code is to type it in the Command Window, which is one of the elements of the MATLAB Desktop. When code is entered in the Command Window, MATLAB can be used as an interactive mathematical shell. Sequences of commands can be saved in a text file, typically using the MATLAB Editor, as a script or encapsulated into a function, extending the commands available.

MATLAB provides a number of features for documenting and sharing your work. You can integrate your MATLAB code with other languages and applications, and distribute your MATLAB algorithms and applications.

Interfacing with Other Languages

MATLAB can call functions and subroutines written in the C programming language or FORTRAN. A wrapper function is created allowing MATLAB data types to be passed and returned. The dynamically loadable object files created by compiling such functions are termed "MEX-files" (for MATLAB executable).

Libraries written in Java, ActiveX or .NET can be directly called from MATLAB and many MATLAB libraries (for example XML or SQL support) are implemented as wrappers around Java or ActiveX libraries. Calling MATLAB from Java is more complicated, but can be done with MATLAB extension, which is sold separately by Math Works, or using an undocumented mechanism called JMI (Java-to-Mat lab Interface), which should not be confused with the unrelated Java that is also called JMI.

As alternatives to the MuPAD based Symbolic Math Toolbox available from Math Works, MATLAB can be connected to Maple or Mathematica.

Libraries also exist to import and export MathML.

Designing Graphical User Interfaces

By using the interactive tool GUIDE (Graphical User Interface Development Environment) to layout, design, and edit user interfaces. GUIDE lets you include list boxes, pull-down menus, push buttons, radio buttons, and sliders, as well as MATLAB plots and Microsoft ActiveX® controls. Alternatively, you can create GUIs programmatically using MATLAB functions.

PROPOSED METHOD

- Many layers are generated and used for multiview feature extraction
- Images are trained initially to make the process fast.
- In SIFT, there are two points that is Key point and Interest point .
- With the help of SIFT, We can generate similar types of image objects from a given input image query.
- If considered a large amount of data base of a particular image quantity the extraction features can be easily and quickly carried out by using SIFT descriptors.
- IN SIFT descriptors , we use many other types of filters in which the process of image retrieval hashing differs.
- They are L1,L2,Normalised L1,cheybesev,cosine,city block, Normalised L2 etc.. are used.
- Each and every filter has unique difference in stimulating the output.
- IN this query image is given as input and the relevant images of the query image can be retrieve in an un skipped manner.
- While given input query image by checking in four grids of view, accordingly image compare will be done in this process.

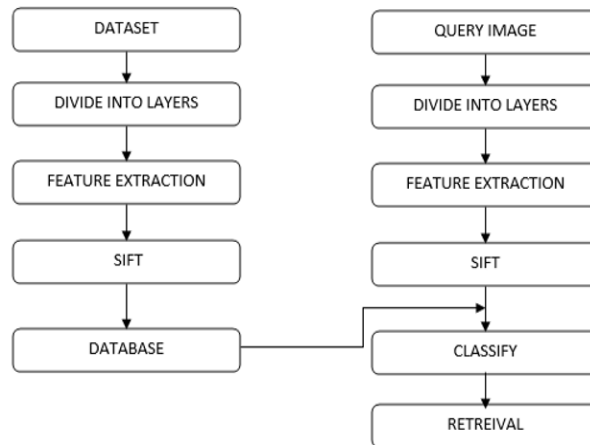


Fig 1: Block diagram of proposed system

METHODOLOGIES

MODULE 1

DATA COLLECTION

The visual concept detection, annotation, and retrieval task is a multi-label classification challenge. The aim is to analyze a collection of Flickr photos in terms of their visual and/or textual features in order to detect the presence of one or more concepts. The detected concepts can then be used for the purpose of automatically annotating the images or for retrieving the best matching images to a given concept-oriented query.

We collect the similar datasets if below. The concepts to detect are very diverse and range across categories such as people (e.g. male, female), nature (e.g. lake, beach), weather (e.g. rainbow, fog) and even sentiments (e.g. unpleasant, euphoric). We supply a training set of images from the MIRFLICKR collection that are fully annotated. You are expected to detect the concepts in a different set of images coming from the same collection and then address either or both subtasks. You can solve these tasks by analyzing the photos in terms of their visual features, their textual features, or by using a combination of both.

MODULE 2

PROPOSED EXTREME LEARNING MACHINEMETHOD:

We propose a novel extreme learning machine (ELM) method to expand the initial training set during RF rounds in CBIR applications. The aims of the proposed ELM method are as follows: 1) to achieve a training set of annotated relevant and irrelevant images with respect to the query image as small as possible within a low number of RF iterations and 2) to retrieve the images similar to the query image with high accuracy. 1) uncertain (i.e., ambiguous); 2) as more diverse as possible to each other; and 3) located in the highest density regions of the image feature space. The uncertainty of images is assessed according to the MS strategy, whereas the diversity and density of the image are evaluated by a novel clustering-based strategy. The first step is devoted to select unannotated images that have maximum uncertainty on their correct target classes according to the binary SVM classification properties. The basic idea behind this concept is that images, which have the lowest probability to be accurately classified by the considered classifier, are the most beneficial to be included in the training set for separating the two categories of relevant and irrelevant images in an optimal way. For SVM classification, the images closest to the separating hyperplane (which is the discriminant function) have low confidence to be correctly classified.

One of the most popular ELM methods in the context of SVM classification is MS, which selects the unlabeled samples closest to the separating hyperplane, as they are the samples considered with the lowest

confidence (i.e., those that have the maximal uncertainty on the true information class). Accordingly, we considered this approach to select the most uncertain images in the first step due to its simplicity and effectiveness, and possible fast implementation. To this end, initially, a binary SVM is trained using the existing set of relevant and irrelevant images.

MODULE 3

CLASSIFICATION IN THE CONTEXT OF SIFT

In this paper, for space constraints, we report and discuss in detail the cases in which the initial query image is selected from the categories of the following: 1) forest and 2) agriculture. Then, in order to give a general overview of the performance of the proposed method, we provide a summary of the results obtained by extracting the query image from all of the 21 different categories present in the archive. All experimental outcomes are referred to the average results obtained in 30 trials according to 30 randomly selected initial query images from each category.

To define the initial training set, two relevant and three irrelevant images are randomly selected by the user. This choice results in a poor and imbalanced initial set of annotated images (i.e., initial training set) due to the following: 1) the small number of images used and 2) the absence of images of many categories. We compared the proposed method with the following: 1) the random sampling (denoted as random) that selects the samples randomly at each RF iteration and 2) a double criteria AL(DCAL) method that considers the uncertainty and diversity criteria which was previously used for CBIR problems in RS and thus is the most suitable reference for the proposed method. In the DCAL method, the uncertainty of images is evaluated by the MS strategy similarly to the proposed ELM method. However, the diversity of images is assessed by simply estimating the distances of the most uncertain images in the image feature space and selecting the images that are the most distant to each other. Moreover, we also compared the results of the proposed method that are obtained using the HI kernel with those obtained with the radial basis function (RBF) kernel in order to evaluate the effectiveness of the HI kernel for the considered CBIR problems.

SIMULATION RESULTS

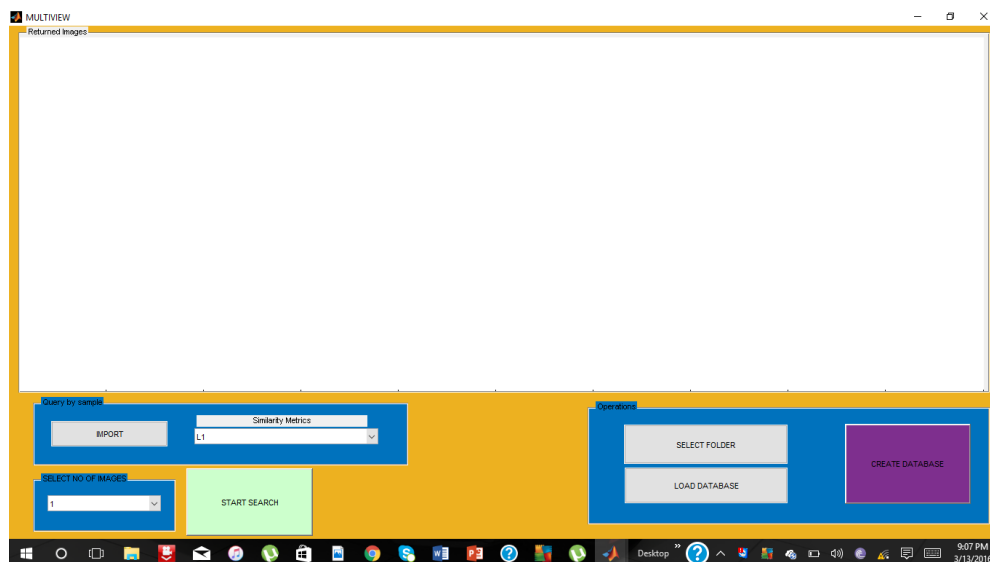


Fig 2: GUI window Image:

Matlab is a program that was originally designed to simplify the implementation of numerical linear algebra routines. It has since grown into something much bigger, and it is used to implement numerical algorithms for a wide range of applications. The basic language used is very similar to standard linear algebra notation, but there are a few extensions that will likely cause you some problems at first. Figure 2 refers the GUI window image.

Using the above proposed technique and study the content based image retrieval using Multiview alignment hashing, where hashing functions can be learn through SIFT

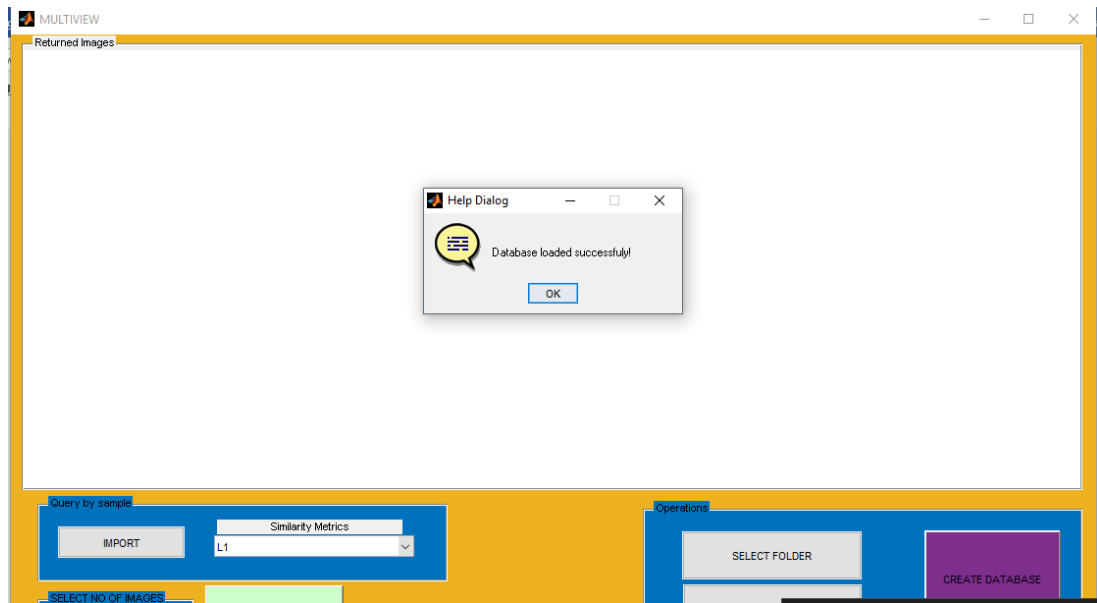


Fig 3: After loading dataset image

Figure 3 illustrated that the datasheet image after loading the image. Once the image has been loaded in the datasheet, the small window is appeared with text message of Datasheet loaded successfully.

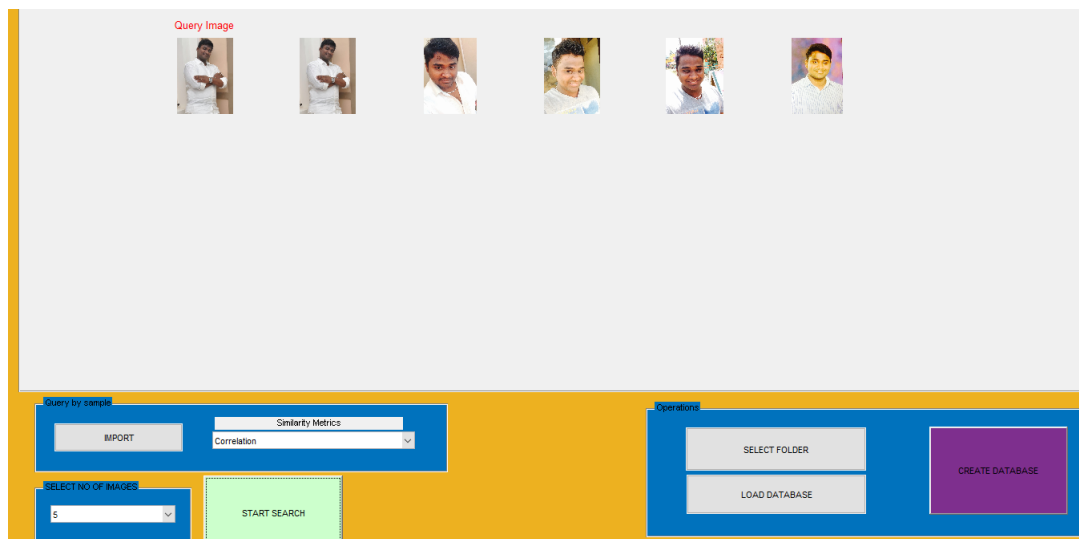


Fig 4: Selecting the query image from browse for image

If we want to ask any query about the loaded image, first we should select the image which has been displayed in the datasheet as shown in the Figure 4. Then ask query about the particular image. As a result, it is inferred that the content based image retrieval has been successfully studied with the help of Multiview alignment hashing as shown in Figure 5, where hashing functions investigate through SIFT.



Fig 5: Output retrieved image

CONCLUSIONS

This paper, we have presented a content based image retrieval using Multiview alignment hashing, where hashing functions learnt via SIFT(scale invariant feature transform) in this we have filters like L1, L2, cheybesev, normalized filters are used. And for each and every filter there is a difference of image retrieval can be shown in this the image that is the query image which is sent is divided into 4 segments and from that process of segmentation the different images of same type can be shown from a enormous amount of data, hence from this process we can overcome the time lagging and skipping of the relevant images. The results manifest that our SIFT significantly outperforms the image retrieval techniques.

REFERENCES

- [1] Vailaya, FigueiredoMA, JainAK, ZhangHJ, IEEE Trans. Image Process 2001; 10: 117–130.
- [2] LiuY, ZhangD, LuG, MaWY, Pattern Recogn 2007; 40: 262–282.
- [3] HeikkiläM, PietikäinenM, SchmidC, Pattern Recogn 2009; 42: 425–436.
- [4] LinCH, Huang DC, ChanYK, ChenKH, ChangY, Expert Syst. Appl 2011; 38: 11412–11420.
- [5] CelikT, TjahjadiT, Pattern Recogn. Lett2011; 32:159–167.
- [6] SmithJR, ChangSF, Proceedings of the ACM Multimedia 1996; 87–98.
- [7] JainAK, VailayaA, PatternRecognition 1996; 29: 1233–1244.
- [8] CarsonC, ThomasM, BelongieS, HellersteinJM, MalikJ, Proceedings of the Visual Information Systems 1999; 509–516.
- [9] GeversT, SmeuldersAWM, Image Vision Comput 1999; 17: 475–488.
- [10] DattaR, LiJ, WangJZ, Proceedings of the 7th ACM SIGMM international workshop on Multimedia information retrieval 2005;253–262.
- [11] SmeuldersAWM, WorringM, SantiniS, GuptaA, JainR, IEEE Trans. Pattern Anal. Mach.Intell 2000; 22: 1349–1380.
- [12] Richang Hong, Meng Wang, YueGao, Dacheng Tao, Xuelong Li, Xindong Wu, IEEE T. Cybern 2014; 44: 669–680.
- [13] Hung-Khoun Tan, Chong-Wah Ngo, Richard Hong, Tat-Seng Chua, Proceedings of the ACM Conference on Multimed 2009; 145–154.
- [14] MengY, ChangEY, LiB, Proceedings of the International Conference on Pattern Recognition2003; 416–423.
- [15] Weiming Hu, Dan Xie, Steve Maybank, IEEE Trans. Image Process 2007; 16: 1168–1181.
- [16] Richang Hong, Zheng-Jun Zha, YueGao, Tat-Seng Chua, Xindong Wu, Signal Process 2013; 93: 2361–2368.
- [17] Richang Hong, Jianxin Pan, ShijieHao, Meng Wang, FengXue, Xindong Wu, Inf. Sci2014; 273: 196–211.
- [18] Jian Li, Xiaolong Li, Bin Yang, Xingming Sun, IEEE Trans. Inf. Forensics Secur 2015; 10: 507–518.



- [19] LoweDG, Proc.Int. Conf. on Computer Vision, September 1999, Corfu, Greece, 1999; 1150–1157.
- [20] Lowe DG, Int. J.Comput. Vision 2004; 60: 91–110.
- [21] Zhou R, Zhong DX, HanJQ, Sensors 2013; 13: 3142.
- [22] MengXJ, YinYL, YangGP, XiXM, Sensors 2013; 13: 9248.
- [23] Han H, Han QQ, Li XJ, IET Comput. Vis 2013; 7: 44–150.
- [24] Liu Z, Li HQ, Zhang LY, Zhou WG, Tian Q, IEEE Trans. Image Process 2014; 23: 2047–2057.
- [25] LiaoKY, LiuGZ, HuiYS, Pattern Recognit. Lett2013; 34: 1211–1220.
- [26] HsuCY, LuCS, PeiSC, IEEE Trans. Image Process 2012; 21: 4593–4607.
- [27] ZhangSL, Tian Q, LuK, Huang QM, Gao W, IEEE Trans. Image Process 2013; 22: 2889–2902.
- [28] Chiu LC, ChangTS, ChenJY, ChangNYC, IEEE Trans. Image Process 2013; 22: 3158–3167.
- [29] Cheung W, HamarnehG, IEEE Trans. Image Process2009; 18: 2012–2021.
- [30] ZhaoWL, NgoCW, IEEE Trans. Image Process2013; 22: 980–991.
- [31] PsyllosAP, Anagnostopoulos CNE, Kayafas E, IEEE Trans. Intell. Transp. Syst 2010; 11: 322–328.