

# Research Journal of Pharmaceutical, Biological and Chemical Sciences

## Content Based Image Retrieval Using Block Truncation Coding And Image Content Description.

Venkatakrishna D<sup>1\*</sup>, and Ankayarkanni B<sup>2</sup>.

<sup>1</sup>Student of PG Sathyabama University, Chennai, India

<sup>2</sup>Assistant Professor, Department of CSE, Sathyabama University, Chennai, India

### ABSTRACT

The paper provides framework description of two picture elements are proposed to record a picture to be specific shading co-event highlight and bit design highlights which are produced straightforwardly from the ODBTC encoded information streams without performing the unraveling process. The shading co-event highlight and bit design highlights of a picture are just gotten from the two ODBTC quantizes and bitmap separately by including the visual codebook. Trial results demonstrate that the proposed strategy is better than the square truncation coding picture recovery frameworks and the other prior routines and subsequently demonstrate that the ODBTC plan is not just suited for picture pressure due to its effortlessness additionally offers a straightforward and compelling descriptor to record pictures in CBIR system. This paper introduces a procedure for substance based picture recovery by abusing the upside of low complexity ordered-dither piece truncation coding for the era of picture substance descriptor. In the encoding step ODBTC packs a picture hinder into corresponding quantizes and bitmap picture

**Keywords:** CBIR System, Image Search, RGB Encodings, Feature Extraction, Half toning, Image Description.

*\*Corresponding author*



## INTRODUCTION

A lot of examination endeavours have been dedicated in tending to the Content Based Image Retrieval issue. A picture recovery framework gives back an arrangement of pictures from a gathering of pictures in the database to take care of client demand with comparability assessments for example picture content likeness and edge design similitude and shading closeness and so on. A picture recovery framework offers a productive approach to get to search and recover resource of comparable pictures in the constant applications. A few methodologies have been produced to catch the data of picture substance by straightforwardly processing the picture highlights from a picture as reported. In the picture highlight is essentially built in DCT domain.

The first CBIR framework created utilizing the BTC can be found. The strategy misuses the way of BTC to produce the picture highlight in which a picture square is simply spoken to utilizing two quantized qualities and the comparing bitmap picture. In the early work two picture highlights have been proposed in particular piece shading co-event lattice and square example histogram to file an arrangement of pictures in database. The technique uses the RGB shading space while the picture indexing plan in utilizes the YCbCr shading space for the era of picture highlight. In a picture with RGB shading space is firstly changed over into the YCbCr shading space in this way the BTC encoding is performed just for Y shading space. In the scope of the paper is substance based picture is question by picture content. What more the square truncation coding is one of the lossy picture pressure.

In proposed technique actualizing the substance based pictures utilizing CBIR Algorithm like take two RGB pictures and files a picture. To be specific CCF (shading co-event highlight) check the base and most extreme quantizer. What more check the vector blend and confirm the similitude and recover the pictures. In picture content depiction actualizing content construct picture portrayal based with respect to half conditioning images (use of specks, shifting either in size or in spacing).

## MATERIALS AND METHODS

In the proposed framework displays a system for substance based picture recovery by misusing the benefit of low many-sided quality requested dither piece truncation coding for the era of picture substance descriptor. In the encoding step ODBTC packs a picture obstruct into comparing quantizes and bitmap picture. Two picture elements are proposed to file a picture to be specific shading co-event highlight and bit design highlights which are created straightforwardly from the ODBTC encoded information streams without performing the disentangling process. In this proposed system using CBIR algorithm.

### Advantages

The high complexity of image  
We can find the similarity of images.

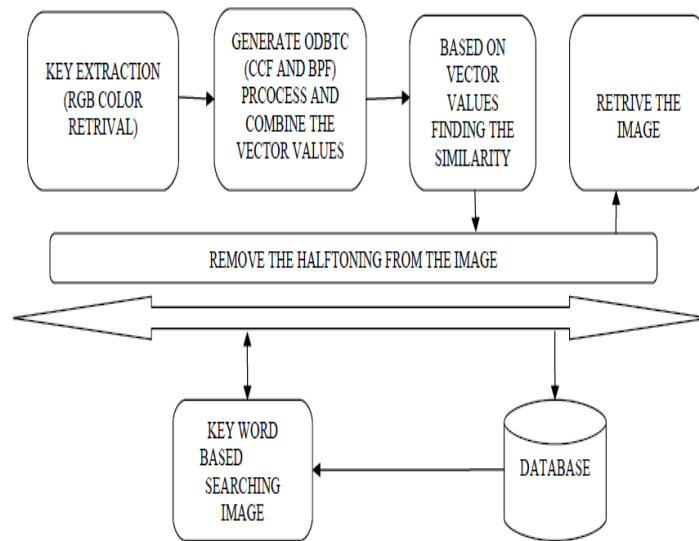
### PROBLEM DEFINITION

In the previous existing plans despite the fact that the picture descriptors are basically gotten from low level visual elements. The technique in displayed the all encompassing representation of spatial wrap with a low dimensionality for speaking to the scene picture. In this subsection various previous plans are included for execution examinations. To guarantee a reasonable examination against alternate routines the ODBTC picture square size in settled at 4x4. In this existing system using Former scheme algorithm we analyze the problem of similarity images for removing unnecessary images.

### Drawbacks of Existing Method

The low complexity of images.  
We cannot find the similarity of images.

**CBIR SYSTEM ARCHITECTURE**



**Figure (1): System Architecture diagram for CBIR System**

**CBIR ALGORITHM & TECHNIQUE**

In the proposed framework displays a procedure for substance based picture recovery by abusing the benefit of low many-sided quality requested dither square truncation coding for the era of picture substance descriptor. In the encoding step ordered-dither piece truncation coding packs a picture hinder into relating quantizes and bitmap picture. Two picture elements are proposed to file a picture specifically shading co-event highlight and bit design highlights which are created straightforwardly from the ODBTC encoded information streams without performing the disentangling process. This paper introduces a procedure for substance based picture recovery by misusing the benefit of low multifaceted nature requested dither piece truncation coding for the era of picture substance descriptor.

In the Content-based image retrieval Algorithm process is as follows:

- Step 1:** Upload the image
- Step 2:** RGB color block truncation
- Step 3:** ODBTC Encoding
- Step 4:** CCF and BPF Extraction
- Step 5:** Feature Vector combination
- Step 6:** Similarity Computation
- Step 7:** Retrieve the image

**METHODOLOGIES**

Methodologies are the process of analyzing the principles or procedure for enabling similarity finding process against similar images and maintain the quality of images.

- Image searching
- Query sending
- Key extraction
- Similarity finding

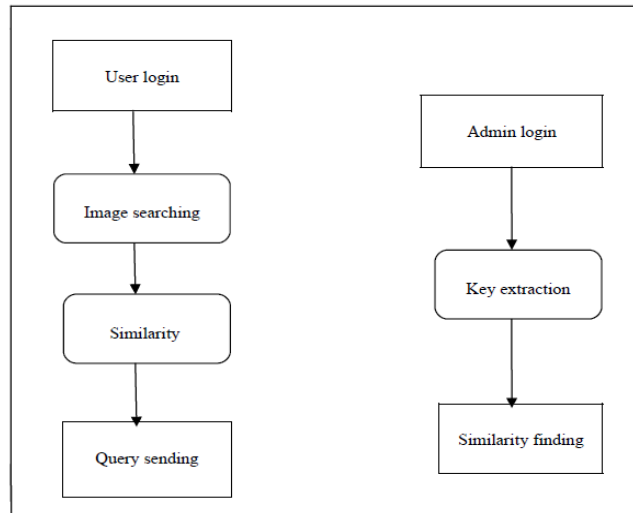


Figure (2): Flow Diagram for CBIR Modules

## EXPERIMENTAL SETUP

### Image Searching

Customizing picture hunt is a particularly difficult issue on the grounds that dissimilar to records Images by and large contain little content that can be utilized for disambiguating terms. Should the framework return pictures of extravagance autos or spotted cats to the client In this setting personalization can disambiguate question catchphrases utilized as a part of picture inquiry or to words out unessential pictures from indexed lists. Along these lines if a client is occupied with natural life the framework will demonstrate her pictures of the savage feline of South America and not of a vehicle. Picture recovery as a rising innovation while the most recent decade established framework to such guarantee it likewise spared the route for a substantial number of new methods and frameworks got numerous new individuals included and activated more grounded relationship of pitifully related fields. we review just about 300 key hypothetical and experimental commitments in the present decade identified with picture recovery and programmed picture annotation and in the process examine the bringing forth of related subfields.

### Key Extraction

The CBIR framework which extricates a picture highlight descriptor from the compacted information stream has turned into an essential issue. Following a large portion of the pictures are recorded in the capacity gadget in packed configuration for decreasing the storage room necessity. In this situation the element extractor just produces a picture highlight for the CBIR errand from compacted information stream without performing the interpreting (decompression) process. The Block Truncation Coding (BTC) is a picture pressure system which requires basic procedure on both encoding and unraveling stages. The BTC packs a picture in a basic and productive way. BTC firstly isolates an information picture into a few picture pieces and every picture squares in this manner spoke to with two particular quantizes to keep up its mean worth and standard deviation indistinguishable to the first picture square. The BTC produces two quantizes namely high and low quantizes and a bitmap picture toward the end of the translating process.

### Similarity checking

The closeness between two pictures, a question picture and the arrangement of pictures in the database as target picture can be measured utilizing the relative separation measure. The closeness separation assumes an imperative part to retrieve an arrangement of comparative pictures. The question picture is firstly encoded with the ODBTC yielding the relating CCF and BPF. The two components are later contrasted and the elements of target pictures in the database. An arrangement of comparative pictures to the inquiry picture is returned and requested in light of their comparability separation score the least score demonstrates the most

comparable picture to the question picture. A little number  $\epsilon$  is set at the denominator to stay away from the arithmetic division blunder. Quite the CCF and BPF are from various modalities such that consolidating these elements and deciding the comparability weighting constants can be brought out through the investigation.

**RGB ENCODINGS**

Extracting the images based on RGB colors.  
It will Display RGB color Three different images

**Table No (1) RGB Encoding Process**

RED PROCESS	GREEN PROCESS	BULE PROCESS
$PixelR = c.R - 0;$	$PixelR = c.R - 255;$	$PixelR = c.R - 255;$
$PixelB = c.B - 255;$	$PixelB = c.B - 255;$	$PixelB = c.B - 0;$
$PixelG = c.G - 255;$	$PixelG = c.G - 0;$	$PixelG = c.G - 255;$



Figure (3 a) Red image



Figure (3 b) Green image



Figure (3 c) Blue image

**ODBTC ENCODINGS**

Combine the vector values and Similarity checking given from RGB color images. It wills Display Vector values or combination.



Figure (4 a) CCF Extraction



Figure (4 b) BPF Extraction



Figure (4 c) Combined image

**FEATURE EXTRACION**

Later on potential outcomes the framework might have the capacity to cross over any barrier between express information semantic pictures content furthermore the subjective criteria in a structure for human-situated testing and appraisal. Future frameworks in CDFL calculation conclusion grouping spams sifting and occasion arrangements are extraordinary instances of our CDFL.

We build occasions by creeping pictures and the comparing content.

**HALF TONING**

Halftone is the reprographic system that re-enacts nonstop tone symbolism through the utilization of specks shifting either in size or in separating subsequently creating a slope like effect. Halftone can likewise be utilized to allude particularly to the picture that is delivered by this process.

Where constant tone symbolism contains a vast scope of hues or greys the halftone process decreases visual multiplications to a picture that is printed with one and only shade of ink in spots of contrasting size or dividing. This proliferation depends on an essential optical figment the small halftone dabs are mixed into smooth tones by the human eye. At an infinitesimal level created high contrast photographic film additionally comprises of just two hues and not an unbounded scope of ceaseless tones.



Figure (5 a) Half tone image



Figure (5 b) Original image

**IMAGE DESCRIPTION**




Figure (6 a) Cropped image

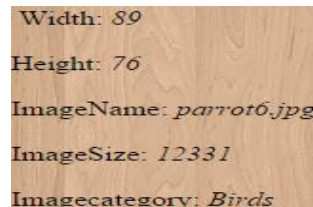


Figure (6 b) Description image



Figure (6 c) Cropped image

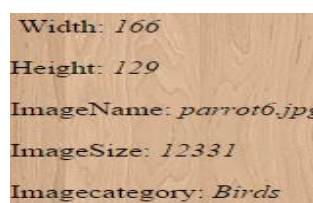


Fig (6 d) Description image

**CONCLUSION**

In this study a picture recovery framework is displayed by abusing the ODBTC encoded information stream to develop the picture highlights specifically Color Co-event and Bit Pattern highlights. As reported in the exploratory results the proposed plan can give the best normal exactness rate contrasted with different previous plans in the writing.

## REFERENCES

- [1] Y. Wu and D. C. Coll, BTC-VQ-DCT hybrid coding of digital images, *IEEE Trans. Commun.*, vol. 39, no. 9, pp. 1283–1287, Sep. 1991.
- [2] C. S. Huang and Y. Lin, Hybrid block truncation coding, *IEEE Signal Process. Lett.*, vol. 4, no. 12, pp. 328–330, Dec. 1997
- [3] J.-M. Guo, M.-F. Wu and Y.-C. Kang, Watermarking in conjugate ordered dither block truncation coding images, *Signal Process*, vol. 89, no. 10, pp. 1864–1882, Oct. 2009.
- [4] J.-M. Guo and J.-J. Tsai, Reversible data hiding in highly efficient compression scheme, in *Proc. IEEE Int. Conf. Acoust., Speech, Signal Process*, Apr. 2009, pp. 2012–2024.
- [5] G. Qiu, Color image indexing using BTC, *IEEE Trans. Image Process.*, vol. 12, no. 1, pp. 93–101, Jan. 2003.
- [6] A. Porebski, N. Vandenbroucke, and L. Macaire, Haralick feature extraction from LBP images for color texture classification, in *Proc. 1st Workshops Image Process. Theory, Tools Appl. (IPTA)*, 2008, pp. 1–8.
- [7] G.-H. Liu, Z.-Y. Li, L. Zhang, and Y. Xu, Image retrieval based on micro-structure descriptor, *Pattern Recognit. Lett*, vol. 44, no. 9, pp. 2123–2133, 2011.
- [8] P. Poursistani, H. Nezamabadi-Pour, R. Askari Moghadam, and M. Saeed, Image indexing and retrieval in JPEG compressed domain based on vector quantization, *Math. Comput. Model*, vol. 57, nos. 5–6, pp. 1005–1017, 2011.
- [9] P. Fränti and T. Kaukoranta, Binary vector quantizer design using soft centroids, *Signal Process, Image Commun.*, vol. 14, no. 9, pp. 677–681, 1999.
- [10] P. Ndjiki-Nya, J. Restat, T. Meiers, J.-R. Ohm, A. Seyferth, and R. Sniehoff, Subjective evaluation of the MPEG-7 retrieval accuracy measure (ANMRR), document M6029, ISO/WG11 MPEG Meeting, Geneva, Switzerland, May 2000.
- [11] B. S. Manjunath, J.-R. Ohm, V. V. Vasudevan, and A. Yamada, Color and texture descriptors, *IEEE Trans. Circuits Syst. Video Technol.*, vol. 11, no. 6, pp. 703–715, Jun. 2001.
- [12] M. J. Swain and D. H. Ballard, Color indexing, *Int. J. Comput. Vis.*, vol. 7, no. 1, pp. 11–32, 1991.
- [13] M. Subrahmanyam, Q. M. Jonathan Wu, R. P. Maheshwari, and R. Balasubramanian, Modified color motif co-occurrence matrix for image indexing and retrieval, *Comput. Elect. Eng.*, vol. 39, no. 3, pp. 762–774, 2013.
- [14] R. Kwitt and A. Uhl, Lightweight probabilistic texture retrieval, *IEEE Trans. Image Process.*, vol. 19, no. 1, pp. 241–253, Jan. 2010.
- [15] R. Kwitt and A. Uhl, Image similarity measurement by Kullback–Leibler divergences between complex wavelet subband statistics for texture retrieval, in *Proc. 15th IEEE ICIP*, Oct. 2008, pp. 933–936.
- [16] N. E. Lasmar and Y. Berthoumieu, Gaussian copula multivariate modeling for texture image retrieval using wavelet transforms, *IEEE Trans. Image Process.*, vol. 23, no. 5, pp. 2246–2261, May 2014.
- [17] S. E. Robertson and S. Walker, Some simple effective approximations to the 2-Poisson model for probabilistic weighted retrieval, in *Proc. 17th Annu. Int. ACM SIGIR Conf. Res. Develop. Inf. Retr.*, 1994, pp. 232–241.
- [18] B. Bharathi, G. Kulanthaivel, A Simple Method for Deriving LQN-models from Software-models Represented as UML Diagrams, *Indian Journal of Science and Technology*, 2012 Feb, 5(2), Doi no:10.17485/ijst/2012/v5i2/30356.
- [19] R. Julian Menezes, J. Albert Mayan, M. Breezely George, Development of a Functionality Testing Tool for Windows Phones ,*Indian Journal of Science and Technology*, 2015 Sep, 8(22), Doi no:10.17485/ijst/2015/v8i22/79101.